



Ergopods[®]

The break-through solution for business on the move



designed and manufactured
in Australia

Ergopods®

The break-through solution for business on the move

Ergopods offer a new and innovative alternative to traditional panel and desk based workstation systems.

They are economical, functional and stylish, designed to provide break-through levels of flexibility, essential for today's business on the move.

Ease of Layout Changes

Layout changes can be achieved quickly and simply as each Ergopod is an individual stand-alone unit. Pods are moved as a single piece and repositioned without affecting adjoining units.



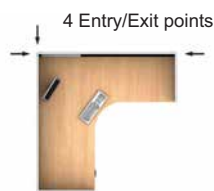
Soft wired power connection leads

Complete Cable Management

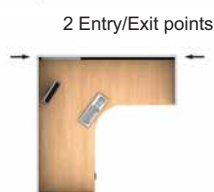
Power is delivered via a modular soft wiring system consisting of outlet modules plugged together by means of flexible connecting leads. Each pod is fitted with its own set of leads and as layout changes are required they are simply unplugged and replugged after the changes have been made. It is the safe, convenient and flexible means of providing power to a potentially ever changing area.

Cable Management Options

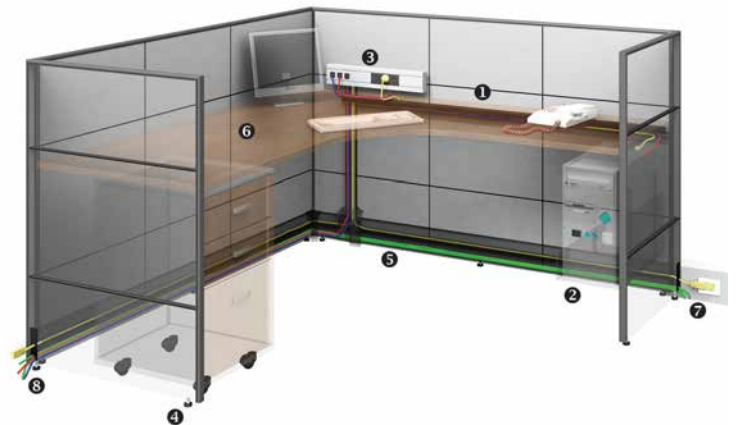
Fully Ducted (EDF)



Spine Ducted (EDS)



Single Pod Cable Management (EDI)



Ergopod Features

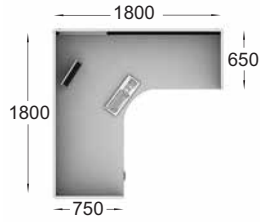
- | | |
|---------------------------------|-----------------------------|
| ① Excess Cable Tray | ⑤ Fully Segregated Ducting |
| ② Optional CPU Holder | ⑥ Single Piece Work Surface |
| ③ 3 or 6 Outlet Services Module | ⑦ Exit/Entry point |
| ④ Adjustable Feet | ⑧ Exit/Entry point |

Cables are routed through large capacity 2 channel ducts with complete segregation between power and voice/data cables. Ducts can be accessed from powerpoles, wall or floor connections.

Service outlets are positioned at convenient desktop height where a recessed cable tray located along the rear of the work surface provides a path and storage for excess appliance leads. This ensures leads can be neatly stored without intruding onto the work surface.



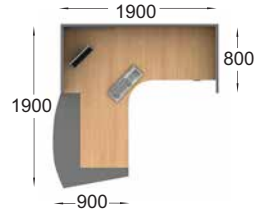
CLERICAL POD



Panel Height: 1050
Return Panel Heights: 1050




INTERVIEW POD



Panel Height: 1050



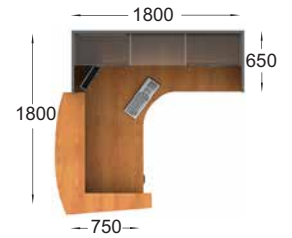
WAVE POD



Panel Height: 1200
Return Panel Heights: 900
*Available in Contemporary and Designer ranges only




UTILITY POD




Panel Height: 1700
Front Panel Heights: 1050
Shown with optional counter top




SUPERVISOR POD



Panel Height: 1700



RECEPTION POD



Panel Height Rear: 1700
Panel Height Front: 1050

Panel Options / Standard Finishes

Panels are available in any of the colours from the standard finishes selection chart with either matching 2mm ABS edges (**Contemporary** and **Designer** ranges) or powdercoated extruded aluminium edges (**Image** range).

Worksurfaces are available in any of the colours from the standard finishes selection chart and are finished with matching 2mm ABS edges.

Contemporary

Designer

Image



Storage / Accessories

MOBILE PEDESTALS

Dimensions: 690h x 410w x 505d
OPTIONAL MULTI LOCKING



CLMP2S CLMP3S CLMP4S

DESK HIGH STORAGE (WITH TOPS)

Dimensions: 725h x 800w x 450d
OPTIONAL LOCKING



CLCP7-8S CLCD7-8S CLBC7-8

FILING CABINETS

Dimensions: 465w x 505d
720h, 900h, 1200h
OPTIONAL MULTI LOCKING



CLFC2 CLFC3 CLFC4

OVERHEAD STORAGE OPTIONS

For Supervisor, Utility and Reception Pods



EOSO

Open Shelf Hutch

Dimensions: 400h x 1800w x 320d



EOSH

Hinged Door Hutch

Dimensions: 400h x 1800w x 320d



EOSHC

Hinged/Sliding Glass Door Hutch

Dimensions: 400h x 1800w x 320d



EOST

Tambour Door Hutch

Dimensions: 480h x 1800w x 320d

SLIDING DOOR BUFFETS

Dimensions: 725h x 450d
OPTIONAL LOCKING

CLB9S 900 WIDE
CLB12S 1200 WIDE
CLB15S 1500 WIDE
CLB18S 1800 WIDE



HUTCHES FOR BUFFETS

Dimensions: 1075h x 300d
ADJUSTABLE SHELF HUTCH

CLASH9 900 WIDE
CLASH12 1200 WIDE
CLASH15 1500 WIDE
CLASH16 1600 WIDE
CLASH18 1800 WIDE
CLASH21 2100 WIDE




FIXED SHELF HUTCH

CLFSH9 900 WIDE
CLFSH12 1200 WIDE
CLFSH15 1500 WIDE
CLFSH16 1600 WIDE
CLFSH18 1800 WIDE
CLFSH21 2100 WIDE



BOOKCASES (SOLID BACKS)

Dimensions: 900w x 300d
900h, 1200h, 1500h, 1800h



CLBC9 CLBC12 CLBC15 CLBC18-3

TALL STORAGE

Dimensions: 1800h x 900w x 450d
OPTIONAL LOCKING



CLBC18-4 CLCPBC18S CLCP418 CLCP218

KEYBOARD LOZENGE



KBL

CPU HOLDER



CPU5, CPU6

STANDARD FINISHES SELECTION CHART



Quicksilver



Seal Grey



Ironstone




Maple



Crown Beech



Cherrywood



Rosewood